

Professional Handheld **GPS & Cellphone** Jamming Signal Detector

Disclose interference with mobile & GPS communication

Made for direct use, no need of professional electronic training or knowledge

**How if criminal using signal jammer to disable
Mobile / GPS / WiFi communication to
escape GPS tracing or Police arrest action ?**

Nowadays, thief uses signal jammer to disable the communication between truck and control center to steal expensive cars and lorries carrying valuable loads; or shut down the communication between office / home security system and control center to steal valuables or important data.

This new handheld device can help Law enforce to scan cars on the road and to find if the criminal / car thief, hiding in car, uses GPS jammer to escape GPS tracking or, uses cellphone jammer to disable the mobile communication of GPS tracking system.

This device consists of 2 detectors:

1. Wideband signal jammer of cellphone, WiFi, GPS, etc.
2. Narrowband L1 and Wideband GPS jammer

User can shift between the 2 detectors according to searching object.

● **WITHOUT INTERFERE WITH CELLPHONE OR WIFI**

This device will not be interfered with cellphone or WiFi, it will not cause any false alarm if someone uses cell phone nearby or install this device in the environment with WiFi, DECT phone or Bluetooth, etc.

● **ENVIRONMENT NOISE FILTER**

Most of the background noise or environment interference are below 500 MHz. To reduce the false alarm caused by background noise, this device has a unique filter to make it insensitive with the signal below 500 MHz.

● **POWER-ON SELF-TEST**

Every time this device is switched on, this device will do power-on self-test of all functions and all the LEDs of this device will be lit up. Then the 8 **signal strength indication LEDs** will be put out one-by-one, from 8 7 6 ... to 0.



● SMART INDICATION OF ALL STATUS



No.	NAME	DESCRIPTION
1	Power	Switch on
2	Vibration	Vibration warning mode (manual shift)
3	Beep	Beep sound warning mode (manual shift)
4	Trigger	Jammer signal is verified
5	Signal jammer	Wideband cellphone / WiFi / GPS jammer
6	GPS jammer	Narrowband (L1) and wideband GPS jammer
7	Battery low	Battery power running down
8	Charging	Status of battery charging


● 8-LED SIGNAL STRENGTH INDICATION

The 8-LED bar will light up according to the signal strength from low to high, green → yellow → red, higher signal, more LED.



● 3 WARNING MODES

Press once the lower button in left side can shift the warning mode between beep and vibration.



■ **Trigger** After jammer signal is verified, this LED will light up and will beep or vibrate to alert user at the same time.

● SELECT DETECTING OBJECT

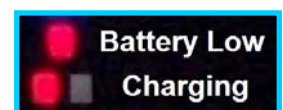
Press once the upper button in left side can shift the detection mode between **Signal jammer** and **GPS jammer**.



1. **Signal jammer**: Wideband jammer of cellphone, WiFi, GPS, etc.
2. **GPS jammer**: Both narrowband (L1) & wideband GPS jammer

● BATTERY & CHARGING STATUS

1. **Battery Low** : Warning of battery power running down.
2. **Charging**: Indicate the status of battery charging. When starts charging, indication lights up in red as quick charging, when charging to about 70%, it will change to slow charging, the indication shift to green.



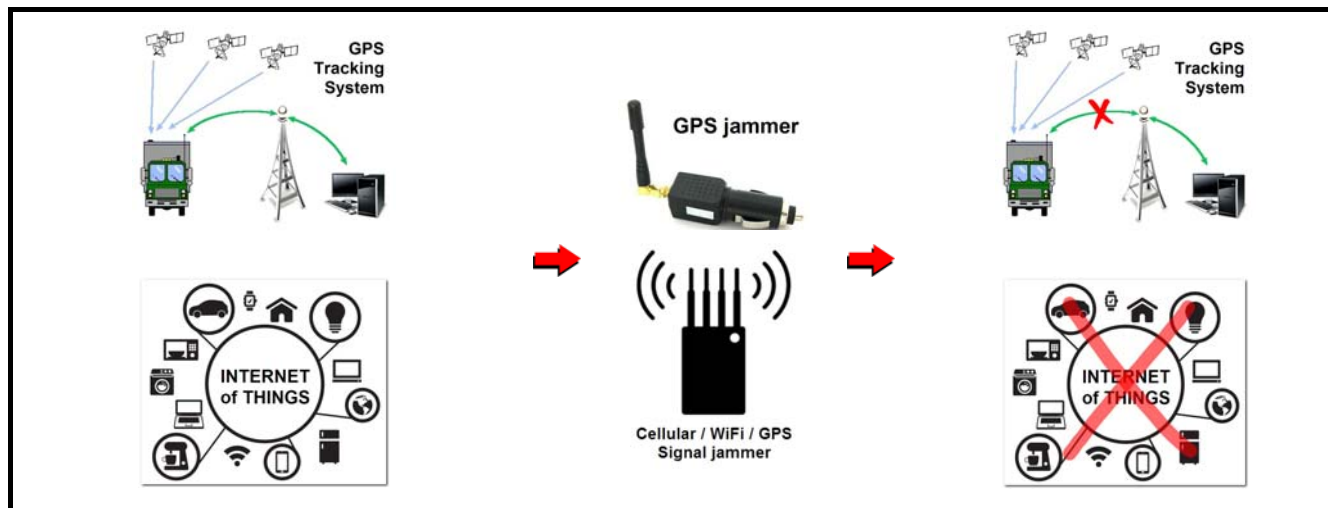
● SENSITIVITY (DISTANCE) ADJUSTMENT

User can adjust the detecting distance and eliminate environment noise by the sensitivity tuner.



● SUPPORT POWER BANK FOR LONG TIME USE

This device has a mini USB port in right bottom side for connecting with Power bank to continue the scan job when the battery power is exhausted.



Specifications (* specifications may change without notice)

Detecting object	1. Wideband jammer of Cellphone, WiFi, GPS, etc. 2. Narrowband L1 and wideband GPS jammer	
Dimension	L 11.6 x W 7 x T 3.3 cm (not including antenna)	
Weight	About 170g (not including battery)	
Power	1. AAA / UM-4rechargeable battery or dry battery x 4 2. 5V DC switching power adaptor	
Warning mode	1. LED	2. Beep
	3. Vibration	4. Identified indication
Bandwidth Resolution	FULL band detection	
Frequency scan timing for jamming signal	Always detecting	
Handling of jamming signal	Instant light up TRIGGER LED after verified the jamming signal	
Detecting distance	According to the output power of signal source	

Siangsiu Industrial Corp. / Suresafe Technology Inc.

11F-1, No. 29, Sec. 3, Roosevelt Road, Taipei, Taiwan 106

Tel: (886 2) 23626787 Fax: (886 2) 23625057

Email: siangsiu@ms3.hinet.net, suresafer@gmail.com Web: www.suresafe.com.tw