

## Professional GPS Tracker Detector

### Expose 2G/3G/4G GPS Trackers

**Handy and more efficient, the best tool to disclose covert GPS tracker**

This device is **special made of detecting GPS tracker**, no matter what kind of transmission technologies and cell networks (mobile phone system): GPRS (mobile data transmission) or SM (Short message), 2G or 3G or 4G.

Some GPS tracker vendors claim: "With the latest 66-channel chipset, coupled with a large area patch antenna, you can increase the communication speed by 10 times, so that the detector can not capture," or "Applied with segmented compression fast transmission technology, effectively prevent the detector to capture ", no matter how, this device can expose them, nothing to hide.



**With clear indication to show you  
if the car is installed with GPS tracker**

#### ● POWER-ON SELF-TEST

Every time this device is switched on, this device will do power-on self-test.

The 8 **signal strength indication LEDs** will be put out one-by-one, from 8 7 6 ... to 0. The 7-segment LED also shows 8 7 6 ... to 0 synchronously.

#### ● AUTO ENVIRONMENT CHECK

After power-on self-test, this device will run auto environment check. This device will **beep 5 times** to notify the user if switch on this device in the place with strong noise, so as base station, TV station, construction machine or welding processing where emit or occur high electric waves. This device will be interfered with those noises and could not be able to do detection of GPS tracker in such place, please change to another quiet place.

This advanced technology help user get good detecting result in most of places, no matter expert or novice. User never leads to poor or failed detection result.


## ● RELIABLE DEFAULT BENCHMARK

The **default benchmark** is one of our core technology, can fit for different environments all over the world. After environment check, it will stay at default benchmark of **Level 3** and the 7 segment display will show 3.



## ● 8-LED SIGNAL STRENGTH INDICATION

The 8-LED bar will light up according to the signal strength from low to high, green → yellow → red, higher signal, more LED.




## ● SMART INDICATION OF ALL STATUS



No.	NAME	DESCRIPTION
1	Power	Switch on
2	Beep - Vibra	Beep – LED on, Vibration – LED off
3	2G / 4G	2G/4G detection mode
4	3G	3G 2100 detection mode
5	Detecting	In detecting
6	GPS Tracker	Detected signal of GPS tracker
7	Battery low	Battery power running down
8	Charging	Status of battery charging

## ● TWO KINDS OF WARNING

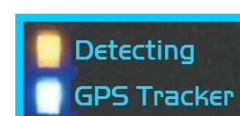
**Press and hold** the minus (-) button in the left side for 3 seconds, this device will be shift the warning mode between beep and vibration. The default warning is Beep.



1. **Beep:** Audible alarm (default)
2. **Vibra:** Vibration

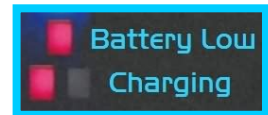
## ● AUTO INDICATION OF DETECTING STATUS

1. **Detecting:** Yellow LED blinking
2. **GPS Tracker:** When detected radio wave from GPS tracker, the blue LED will light up. The 8-LED of signal strength indicator will also light up and the buzzer goes off at the same time.



## ● BATTERY & CHARGING STATUS

1. **Battery Low** : Warning of battery power running down.
2. **Charging**: When starts charging, indication lights up in red as quick charging, when charging to about 70%, it will change to slow charging, the indication shift to green.



## ● SENSITIVITY (DISTANCE) ADJUSTMENT

1. This device applies new technology of digital sensitivity adjustment, the default sensitivity level is **3**. The minus (-) button in left side can lower the sensitivity. Press it once can lower one level to level 2 and the 7 segment LED shows 2, the detecting distance will become shorter.
2. The lowest detecting sensitivity is **Level 1**.
3. Press the plus (+) button once, can increase one level of the sensitivity, the highest detecting sensitivity is **Level 6**.



## ● ADDITIONAL FEATURE:

### DISCOVER 3G / 4G BUG & SPY CAMERA

1. This device has additional features of exposing and searching 3G / 4G new bug (hidden microphone) and spy camera.
2. The default sensitivity is level 3 which is special for exposing GPS tracker. Press the plus (+) button in left side once, the sensitivity will increase to level 4, the 7 segment LED will show 4 and the detecting distance will become longer. The highest sensitivity level is 6.



## ● EXPERT 3G 2100 DETECTION

3G 2100 is the most popular cell network, including voice and data communication. In many countries, cellphone will shift to 3G 2100 automatically when signal of 4G network is poor.

This device has an individual 3G 2100 detector module which has excellent detecting ability, none can compare with.

## ● SUPPORT POWER BANK FOR LONG TIME USE

This device has Mini USB port for connecting power bank for long time use or charging the battery.



## SPECIFICATION

\* Specification may change without notice.

Detecting object	2G / 3G / 4G GPS tracker, bug (hidden microphone), spy camera	
Dimension	L 11.6 x W 7 x T 3.3 cm (not include antenna)	
Weight	About 160g (not include battery)	
Power	1. AAA / UM-4 rechargeable battery x 4 2. AAA / UM-4 dry battery x 4 3. 5V DC switching power adaptor 4. 5V DC power bank	
Warning mode	1. LED indication	2. Beep sound
	3. Vibration	4. <b>High signal</b>
	5. Sensitivity adjusted too high	6. Earphone silent detection
Detecting Distance	About 3 ~ 5 meters * The detecting distance will be varied depending on the environment and the brand, the cell network of GPS tracker.	

### Siangsiu Industrial Corp. / Suresafe Technology Inc.

11F-1, No. 29, Sec. 3, Roosevelt Road, Taipei, Taiwan 106

Tel: (886 2) 23626787 Fax: (886 2) 23625057

Email: [siangsiu@ms3.hinet.net](mailto:siangsiu@ms3.hinet.net), [suresafer@gmail.com](mailto:suresafer@gmail.com) Web: [www.suresafe.com.tw](http://www.suresafe.com.tw)